

INVENTRONICS

EDC-150S105ST-000x

Rev. B

- K? ; (' fl
- O) fl
- 1 +bM - bM
-
- : @j j @
-
- t
- @ - -
- ,

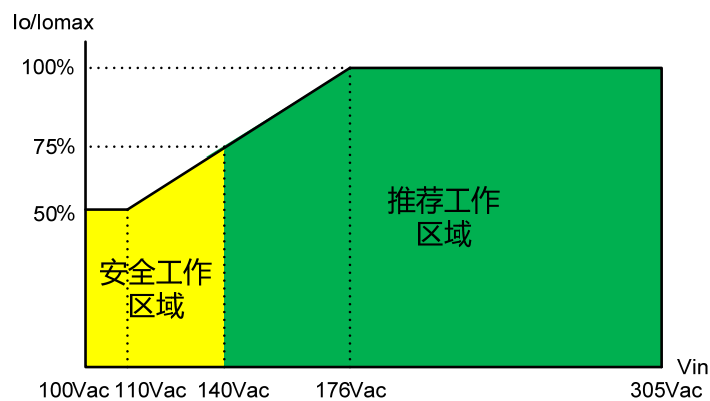


< : \$, ' J (' , JK\$ ' ' x (, ' N @ - -

(+ ' \$ * ' , M@c

700 mA	140 ~ 305 Vac	107 ~ 214 Vdc	150 W	92.0%	0.96	EDC-150S105ST-0007
860 mA	140 ~ 305 Vac	97 ~ 174 Vdc	150 W	92.0%	0.96	EDC-150S105ST-0004
1050 mA	140 ~ 305 Vac	97 ~ 143 Vdc	150 W	91.0%	0.96	EDC-150S105ST

- (1)) ' \$) + ' M@c
-) (' ' \$ * ' , M@c (' ' \$ (+ ' M@c
- *)) ' M@c (' ' fl



INVENTRONICS

EDC-150S105ST-000x

Rev. B

	140 Vac	-	305 Vac	
	47 Hz	-	63 Hz	
	-	-	0.70 mA	IEC60598-1; 240Vac/60Hz
	-	-	1.0 A	(' ' fl))' M̄ac
ž@kž	-	-	0.54 A ² s))' M̄ac) , °: (' fl @b\$(' fl @b =)' ' μj
	0.90	-	-	200-277Vac, 50-60Hz, 75%-100% (112.5~150W)
	-	-	20%	
	-	-	10%	220-240Vac, 50-60Hz, 75%-100% (112.5~150W)

	-8%lo	-	8%lo	(' ' fl
	-	-	10%lomax	(' ' fl
EDC-150S105ST-0007 EDC-150S105ST-0004 EDC-150S105ST	- - -	- - -	250 V 250 V 250 V	
	-	-	± 5.0%	(' ' fl
	-	-	± 5.0%	
	-	-	0.5 s	220Vac, 75%-100% .
	-	0.04%/°C	-	= 0°C~Tc

@220Vac: EDC-150S105ST-0007 EDC-150S105ST-0004 EDC-150S105ST	90.0% 90.0% 89.0%	92.0% 92.0% 91.0%	- - -	(' ' fl) ,) %fl
	-	616,000 Hours	-))' M̄ac) , / ' fl ŽD @S ? ; 9B\$) (. =ž
	-	97,000 Hours	-))' M̄ac / ' fl . ' °:

INVENTRONICS

EDC-150S105ST-000x

Rev. B

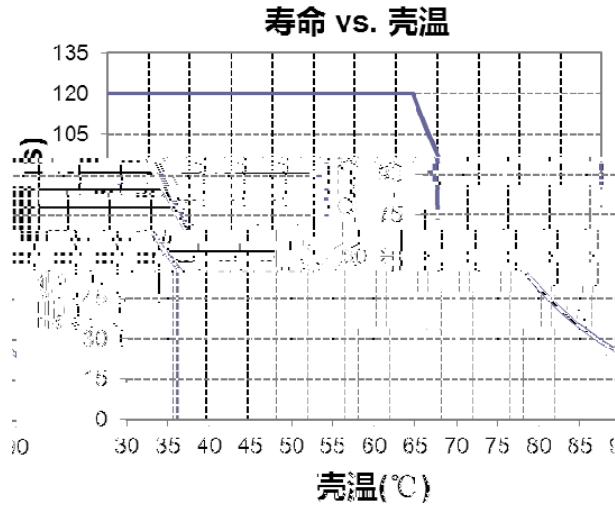
	-40 °C	-	+90 °C	
	-40 °C	-	+75 °C	: 10%RH to 95%RH
	-40 °C	-	+85 °C	: 5%RH to 95%RH
$\bar{C} \times N \times ? \bar{z}$ $\bar{C} \times N \times ? \bar{z}$	$-\% + \times) \% - \times (\% -$ $(- - \times - . \% \times * 0\%$		$. \% - \times) \% - \times (\% -$ $(/ . \times - . \% \times * 0\%$	
	-	880 g	-	

CE	EN 61347-1, EN61347-2-13
KS	KS C 7655
EMI	
EN 55015 ⁽¹⁾	Conducted emission Test & Radiated emission Test
EN 61000-3-2	Harmonic current emissions
EN 61000-3-3	Voltage fluctuations & flicker
EMS	
EN 61000-4-2	Electrostatic Discharge (ESD): 8 kV air discharge, 4 kV contact discharge
EN 61000-4-3	Radio-Frequency Electromagnetic Field Susceptibility Test-RS
EN 61000-4-4	Electrical Fast Transient / Burst-EFT
EN 61000-4-5	Surge Immunity Test: AC Power Line: Differential Mode 4 kV, Common Mode 6 kV
EN 61000-4-6	Conducted Radio Frequency Disturbances Test-CS
EN 61000-4-8	Power Frequency Magnetic Field Test
EN 61000-4-11	Voltage Dips
EN 61547	Electromagnetic Immunity Requirements Applies To Lighting Equipment

(<D @

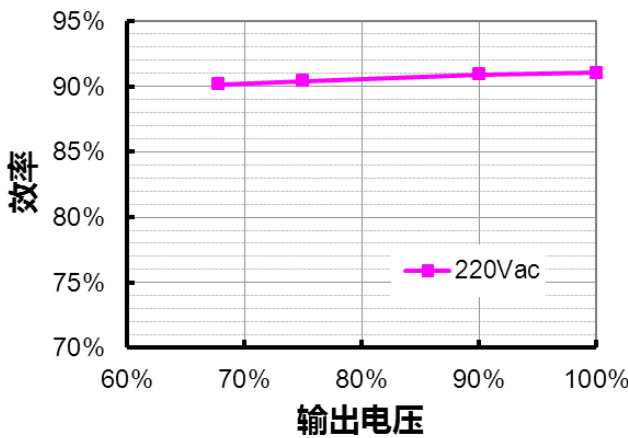
ž ž <D @

o



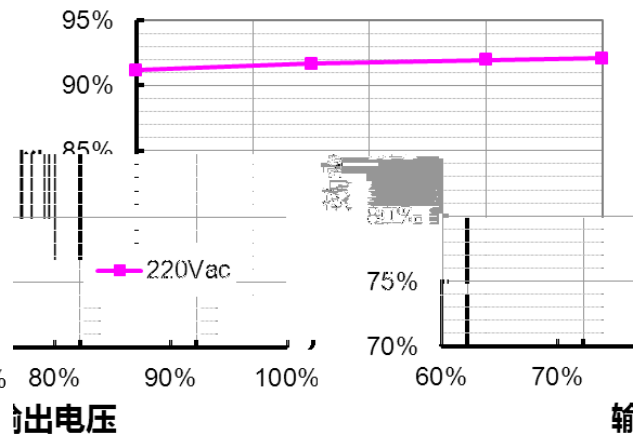
EDC-150S105ST($I_o=1050mA$)

效率 vs. 输出电压

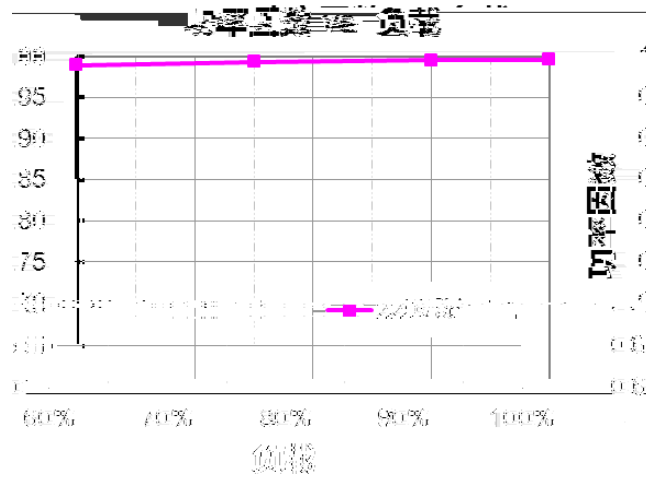
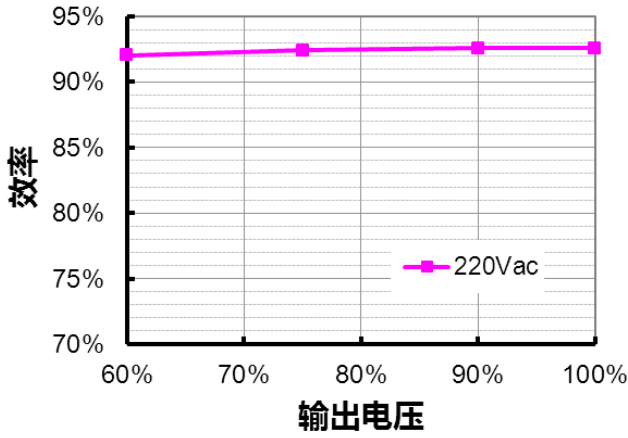


EDC-150S105ST-0004($I_o=860mA$)

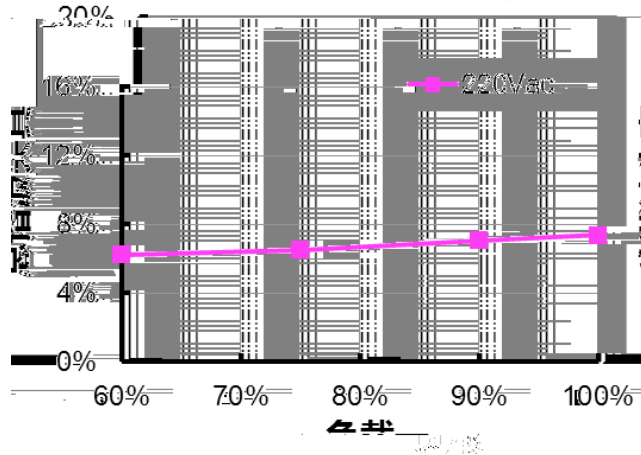
效率 vs. 输出电压



EDC-150S105ST-0007(I_o=700mA)
效率 vs. 输出电压



总谐波失真 vs. 负载

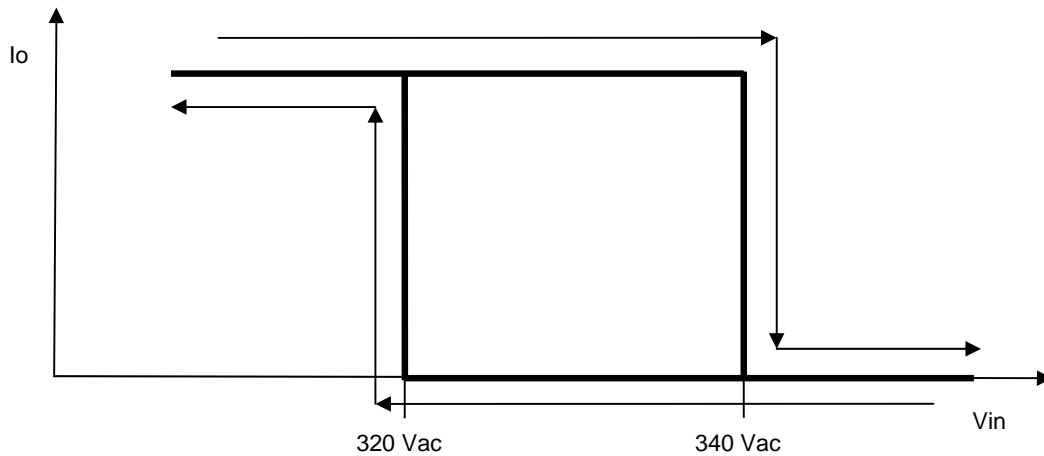


INVENTRONICS

EDC-150S105ST-000x

Rev. B

		100V			
		320 Vac	340 Vac	360 Vac	
		300 Vac	320 Vac	340 Vac	
		-	-	440 Vac	++' M̄ac +/




o

INVENTRONICS

EDC-150S105ST-000x

Rev. B



PROJ: ©

