


- 93.0%
-
-
-
- 6kV, 10kV
-
- IP67 UL
- Class 2 & SELV
- Class I, Division 2
- 5



EUP-096SxxxST

96W

90-305Vac

	I _o (A)	I _o (mA)	V _o (Vdc)	V _o (Vdc)	P _o (W)	η (%)	V _i (Vac)		Model
							120Vac	220Vac	
350-700mA	450-700mA	550 mA	90~305 Vac/ 127~300 Vdc	74~213Vdc	96 W	93.0%	0.99	0.96	EUP-096S070ST
700-1050mA	700-1050mA	700 mA	90~305 Vac/ 127~300 Vdc	48~137Vdc	96 W	93.0%	0.99	0.96	EUP-096S105ST
850-1500mA	1050-1500mA	1050 mA	90~305 Vac/ 127~300 Vdc	32~91Vdc	96 W	92.5%	0.99	0.96	EUP-096S150ST ⁽⁴⁾
1000-2100mA	1400-2100mA	2100 mA	90~305 Vac/ 127~300 Vdc	24 ~ 69Vdc	96 W	92.0%	0.99	0.96	EUP-096S210ST ⁽⁴⁾
1250-2150mA	1750-2150mA	1750 mA	90~305 Vac/ 127~300 Vdc	24 ~ 55Vdc	96 W	92.0%	0.99	0.96	EUP-096S215ST ⁽⁵⁾
2100-3500mA	2625-3500mA	2800 mA	90~305 Vac/ 127~300 Vdc	14 ~ 36Vdc	96 W	91.5%	0.99	0.96	EUP-096S350ST ⁽⁵⁾

1 96W

2 UL, FCC 100-277Vac 127-300Vdc; 100-240Vac 127-250Vdc KS

3 100% 220Vac " "

4 SELV

5 Class 2 & SELV

	0 Vac	-	305 Vac	127~300 Vdc
	47 Hz	-	63 Hz	

INVENTRONICS

EUP-096SxxxST

Rev.D

...O-N @-



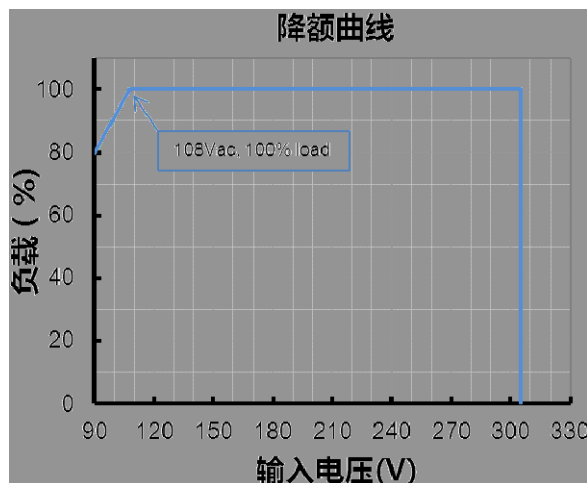
@277Vac				
EUP-096S070ST				
Io= 450 mA	91.0%	93.0%	-	
Io= 700 mA	90.0%	92.0%	-	
EUP-096S105ST				
Io= 700 mA	91.5%	93.5%	-	
Io=1050 mA	90.0%	92.0%	-	
EUP-096S150ST				
Io=1050 mA	90.5%	92.5%	-	100%
Io=1500 mA	89.0%	91.0%	-	25°
EUP-096S210ST				
Io=1400 mA	90.0%	92.0%	-	2%
Io=2100 mA	89.0%	91.0%	-	
EUP-096S215ST				
Io=1750 mA	90.5%	92.5%	-	
Io=2150 mA	89.0%	91.0%	-	
EUP-096S350ST				
Io=2625 mA	90.0%	92.0%	-	
Io=3500 mA	89.0%	91.0%	-	
	-	355,000 Hours	-	220Vac, 25°, 80% (MIL-HDBK-217F)
	-	77,000 Hours	-	220Vac 80% 70
	-40°C	-	+89°C	
	-40°C	-	+75°C	5
	-40°C	-	+85°C	: 5%RH to 100%RH
(L × W × H)	6.34 × 2.37 × 1.44			7.17 × 2.37 × 1.44
(L × W × H)	161 × 60 × 36.5			182 × 60 × 36.5
	-	750 g	-	

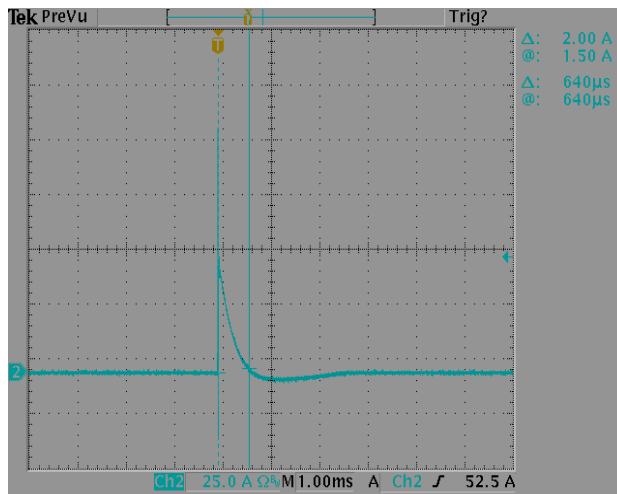
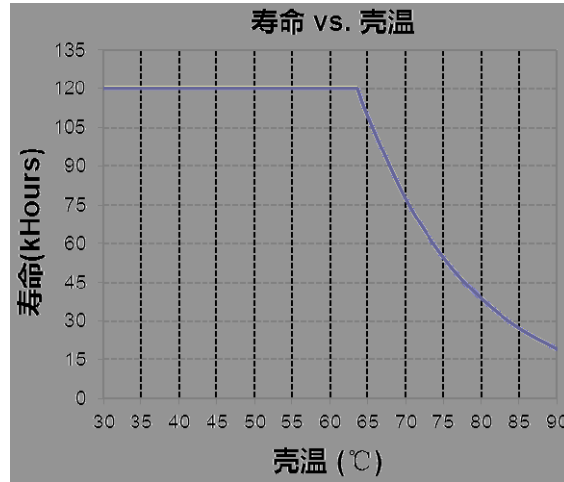
25°C

UL/CUL	UL 8750, UL 1310, CAN/CSA-C22.2 No. 250.13, CAN/CSA-C22.2 No. 223-M91
CE	EN 61347-1, EN61347-2-13
KS	KS C 7655
<D @	
EN 55015 ⁽¹⁾	Conducted emission Test & Radiated emission Test

<D @	
EN 61000-3-3	Voltage fluctuations & flicker
FCC Part 15 ⁽¹⁾	ANSI C63.4 Class B
	This device complies with Part 15 of the FCC Rules. Operation is subject to the following two conditions: [1] this device may not cause harmful interference, and [2] this device must accept any interference received, including interference that may cause undesired Operation.
EMS	
EN 61000-4-2	Electrostatic Discharge (ESD): 8 kV air discharge, 4 kV contact discharge
EN 61000-4-3	Radio-Frequency Electromagnetic Field Susceptibility Test-RS
EN 61000-4-4	Electrical Fast Transient / Burst-EFT
EN 61000-4-5	Surge Immunity Test: AC Power Line: line to line 6 kV, line to earth 10 kV ⁽²⁾
EN 61000-4-6	Conducted Radio Frequency Disturbances Test-CS
EN 61000-4-8	Power Frequency Magnetic Field Test
EN 61000-4-11	Voltage Dips
EN 61547	Electromagnetic Immunity Requirements Applies To Lighting Equipment

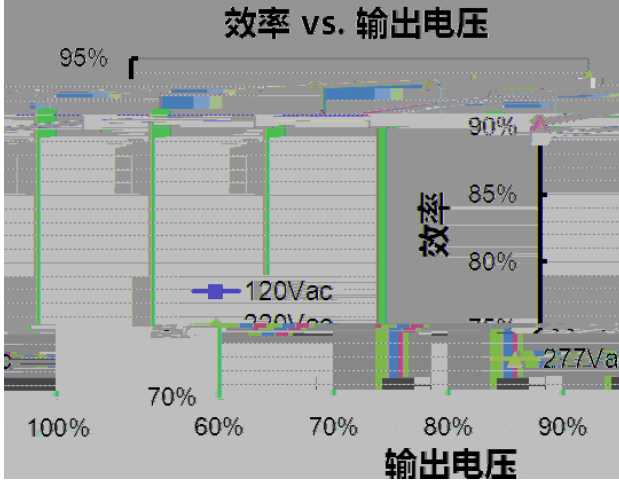
1 1 EMI () EMI
 2 / ()
 (IEC 60598-1-10.2)





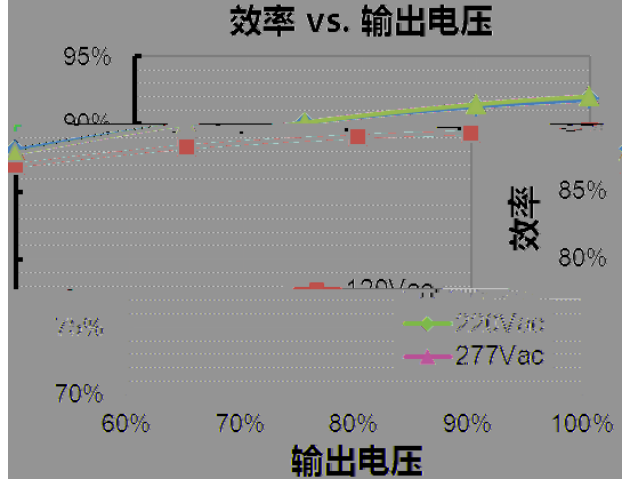
EUP-096S070ST($I_o=450mA$)

效率 vs. 输出电压



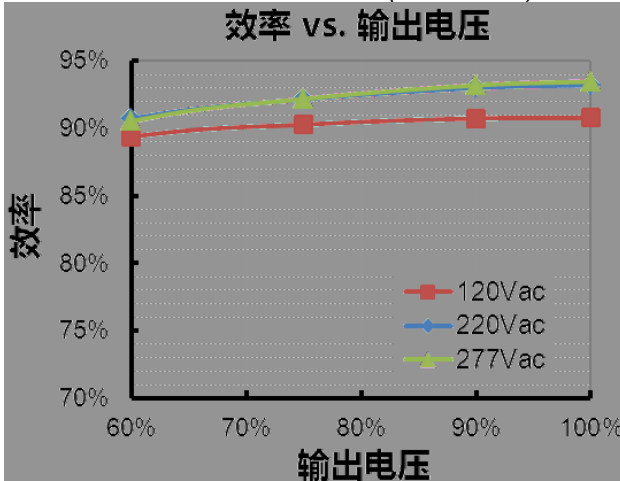
EUP-096S070ST($I_o=700mA$)

效率 vs. 输出电压



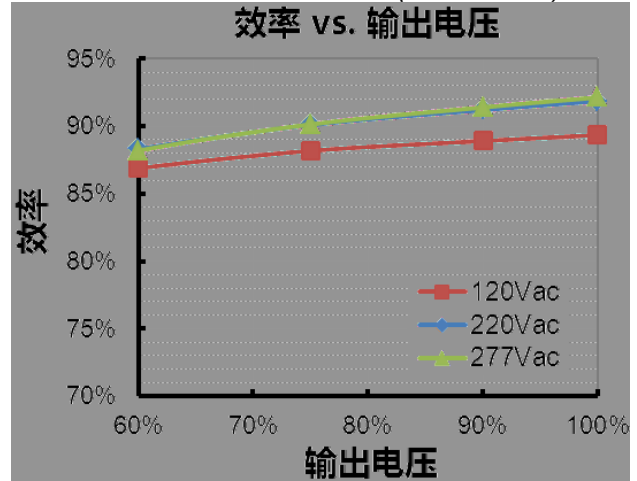
EUP-096S105ST($I_o=700mA$)

效率 vs. 输出电压



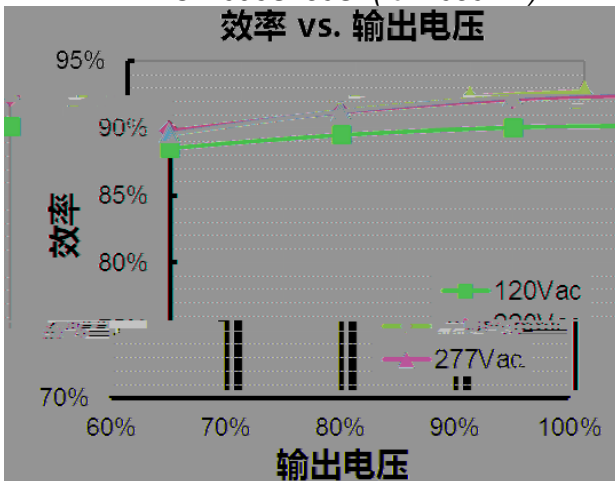
EUP-096S105ST($I_o=1050mA$)

效率 vs. 输出电压



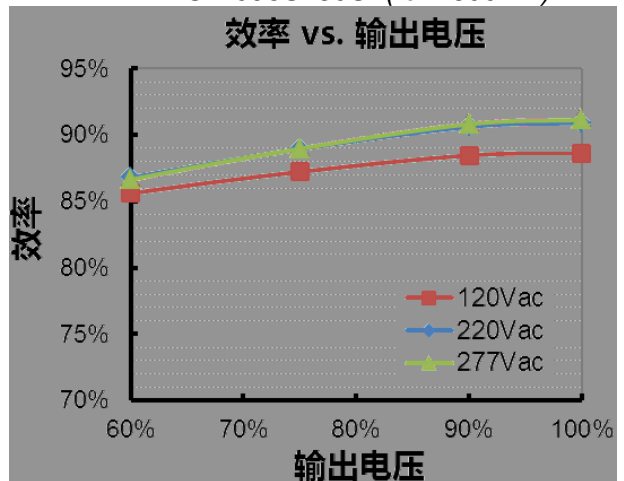
EUP-096S150ST($I_o=1050mA$)

效率 vs. 输出电压

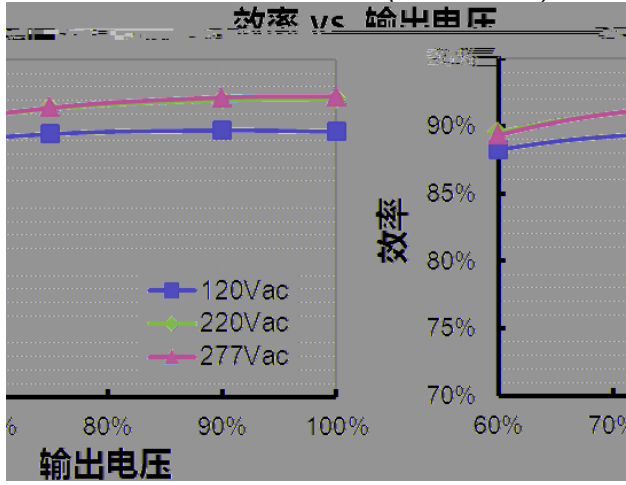


EUP-096S150ST($I_o=1500mA$)

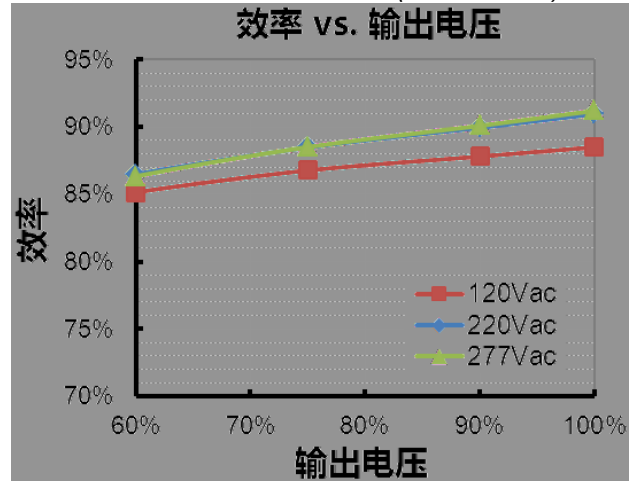
效率 vs. 输出电压



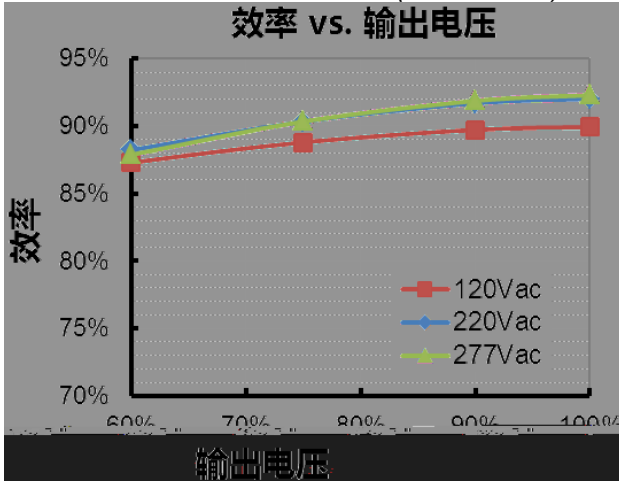
EUP-096S210ST($I_o=1400mA$)



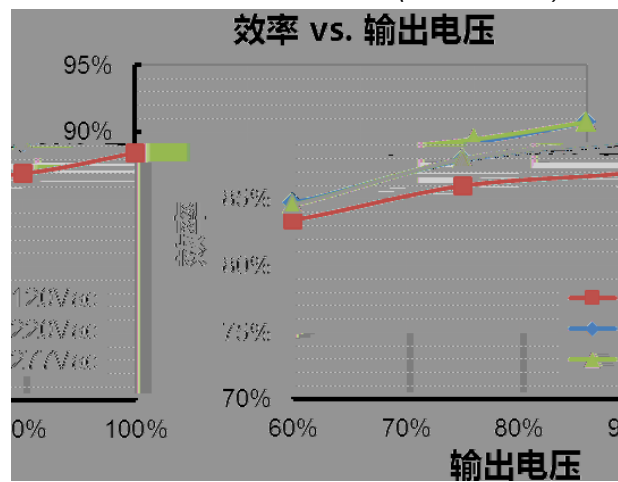
EUP-096S210ST($I_o=2100mA$)



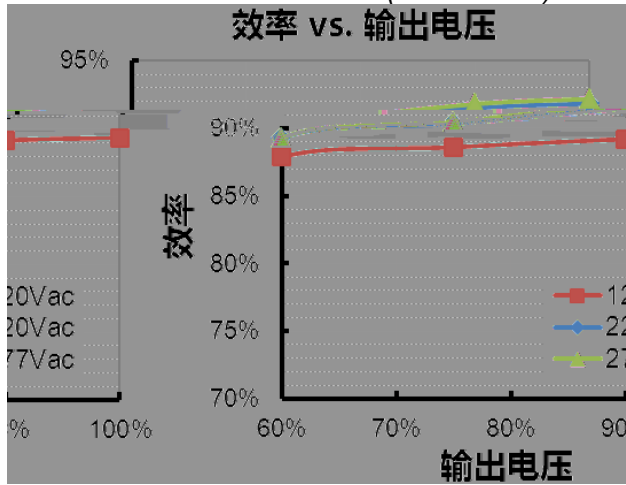
EUP-096S215ST($I_o=1750mA$)



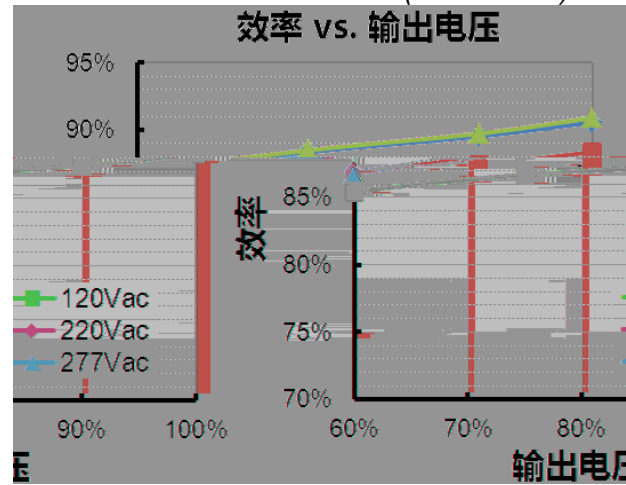
EUP-096S215ST($I_o=2150mA$)

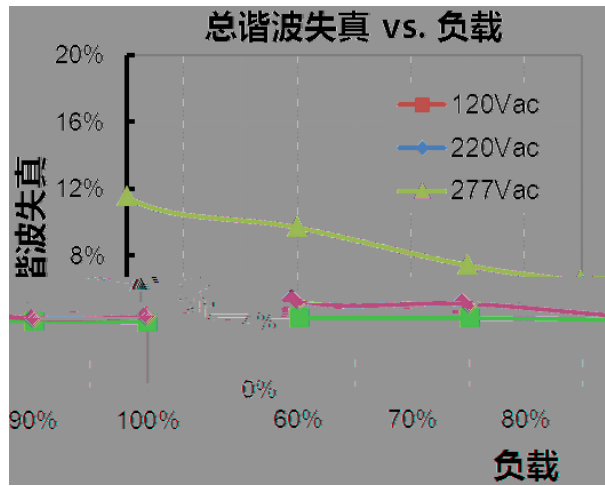
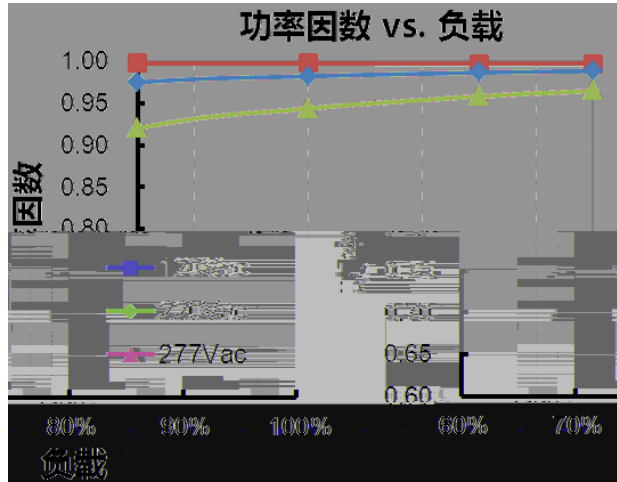


EUP-096S350ST($I_o=2625mA$)



EUP-096S350ST($I_o=3500mA$)





● **EUP-096S150ST**

				(loset)			/
1	2	3	4				
ON	ON	ON	ON	1500mA	32V	64V	
ON	ON	ON	OFF	1450mA	33V	66V	
ON	ON	OFF	ON	1400mA	35V	68.5V	
ON	ON	OFF	OFF	1350mA	36V	71V	
ON	OFF	ON	ON	1300mA	37V	74V	
ON	OFF	ON	OFF	1250mA	39V	77V	
ON	OFF	OFF	ON	1200mA	40V	80V	
ON	OFF	OFF	OFF	1150mA	42V	83.5V	
OFF	ON	ON	ON	1100mA	44V	87V	
OFF	ON	ON	OFF	1050mA	46V	91V	
OFF	ON	OFF	ON	1000mA	48V	91V	
OFF	ON	OFF	OFF	950mA	51V	91V	
OFF	OFF	ON	ON	900mA	54V	91V	
OFF	OFF	ON	OFF	850mA	57V	91V	

● **EUP-096S210ST**

				(loset)			/
1	2	3	4				
ON	ON	ON	ON	2100mA	24V	45.5V	
ON	ON	ON	OFF	2000mA	24V	48V	
ON	ON	OFF	ON	1900mA	26V	50.5V	
ON	ON	OFF	OFF	1800mA	27V	53V	
ON	OFF	ON	ON	1700mA	29V	56.5V	
ON	OFF	ON	OFF	1600mA	30V	60V	
ON	OFF	OFF	ON	1500mA	32V	64V	
ON	OFF	OFF	OFF	1400mA	35V	69V	
OFF	ON	ON	ON	1300mA	37V	69V	
OFF	ON	ON	OFF	1200mA	40V	69V	
OFF	ON	OFF	ON	1100mA	44V	69V	
OFF	ON	OFF	OFF	1000mA	48V	69V	


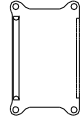

● EUP-096S215ST

				(loset)			
1	2	3	4				/
ON	ON	ON	ON	2150mA	24V	44.5V	
ON	ON	ON	OFF	2050mA	24V	46.5V	
ON	ON	OFF	ON	1950mA	25V	49V	
ON	ON	OFF	OFF	1850mA	26V	52V	
ON	OFF	ON	ON	1750mA	28V	55V	
ON	OFF	ON	OFF	1650mA	29V	55V	
ON	OFF	OFF	ON	1550mA	31V	55V	
ON	OFF	OFF	OFF	1450mA	33V	55V	
OFF	ON	ON	ON	1350mA	36V	55V	
OFF	ON	ON	OFF	1250mA	39V	55V	

● EUP-096S350ST

				(loset)			
1	2	3	4				/
ON	ON	ON	ON	3500mA	14V	27.5V	
ON	ON	ON	OFF	3325mA	15V	28.5V	
ON	ON	OFF	ON	3150mA	16V	30.5V	
ON	ON	OFF	OFF	2975mA	16V	32V	
ON	OFF	ON	ON	2800mA	17V	34V	
ON	OFF	ON	OFF	2625mA	18V	36V	
ON	OFF	OFF	ON	2450mA	20V	36V	
ON	OFF	OFF	OFF	2275mA	21V	36V	
OFF	ON	ON	ON	2100mA	23V	36V	

- 1.
2. IP67



:±1

2016-08-09	A		/	/	
2017-11-29	B		/		
			EUP-096S150ST		
			/		
		(loset)	EUP-096S150ST		
			EUP-096S150ST		
			EUP-096S150ST		
			0.03%/°C	0.03%/°C	
		@ 120Vac	EUP-096S150ST		
		@ 220Vac	EUP-096S150ST		
		@ 277Vac	EUP-096S150ST		
			/		
			EUP-096S150ST		
	vs.	EUP-096S150ST			
2018-03-02	C		/		
			EUP-096S215ST		
			(loset)		
			@ 120Vac		
			@ 220Vac		
			@ 270Vac		
			EUP-096S215ST (Io = 1750mA) EUP-096S215ST (Io = 2150mA)		
			vs.	EUP-096S215ST	
2018-04-20	D		2		
			/		