



www.inventronicsglobal.com

4

5

5

6

6


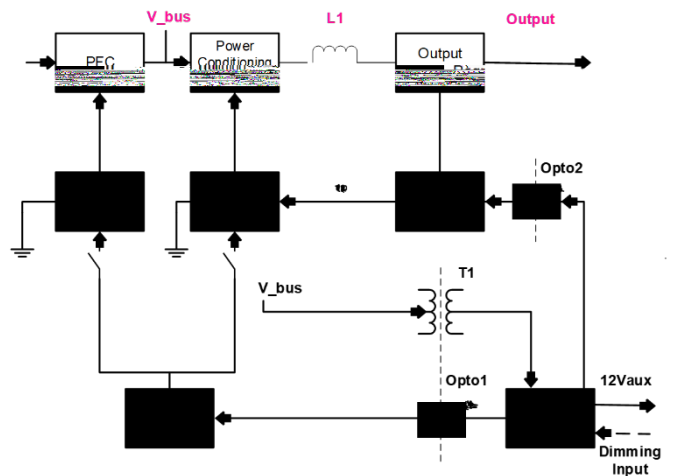
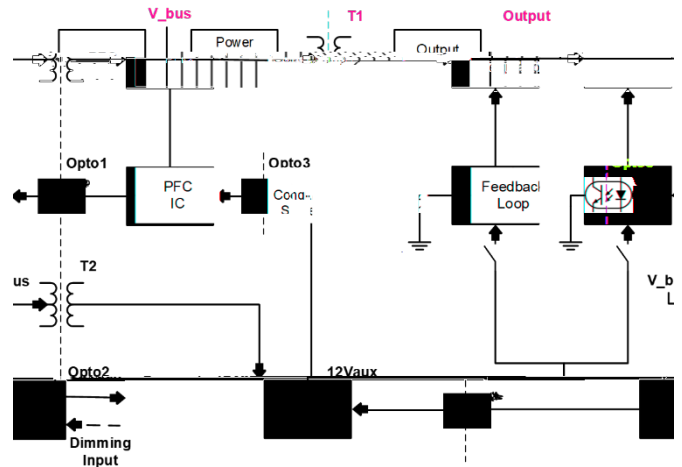
15

16

17



OEM



1.25-1.7A	1.7 A	200~544Vdc	680 W	ESM-680S170Mx
1.8-2.4A	2.1 A	141.5~378Vdc	680 W	ESM-680S240Mx
2.6-3.5A	3.5 A	97.1~262Vdc	680 W	ESM-680S350Mx
4.2-5.6A	5.6 A	60.7~163Vdc	680 W	ESM-680S560Mx
6.3-8.4A	8.4 A	40.4~108Vdc	680 W	ESM-680S840Mx
12.6-15.0A	15.0 A	22.6~54Vdc	680 W	ESM-680S15AMx

1100-2200mA	1650mA	150-550Vdc	600 W	NEL-600S220Mx
-------------	--------	------------	-------	---------------

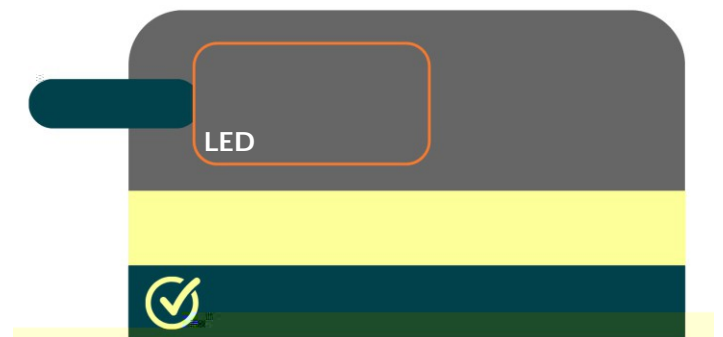
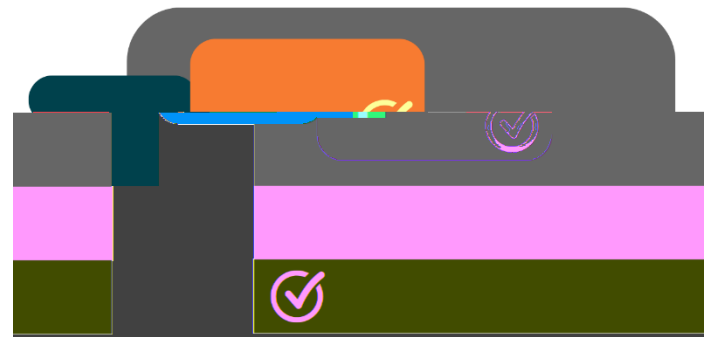
Non-Isolate


MTBF: 200,000	°C	0.438W/cm ³	ESM-680SxxxMG
: 102,000	°C	(7.13W/in ³)	

MTBF: 270,000	°C	0.833W/cm ³	NEL-600SxxxMG
: 103,000	°C	(13.63W/in ³)	



Non-Isolated LED Dr.

LED





				LED		LED	
				(mm)	(mm)	(mm)	(mm)
	60Vdc	277Vac Max	0.50	1.60	1.50	3.00	
		480Vac Max	0.50	1.60	3.00	6.10	
	170Vdc	277Vac Max	1.50	3.00	1.50	3.00	
		480Vac Max	1.50	3.00	3.00	6.10	
	305Vdc	277Vac Max	2.25	4.50	2.25	4.50	
		480Vac Max	2.25	4.50	3.00	6.10	
	600Vdc	277Vac Max	3.00	6.10	3.00	6.10	
		480Vac Max	3.00	6.10	3.00	6.10	
	60Vdc	277Vac Max	3.00	3.00	3.90	3.90	
		480Vac Max	3.00	3.00	5.60	5.60	
	170Vdc	277Vac Max	3.90	3.90	3.90	3.90	
		480Vac Max	3.90	3.90	5.60	5.60	
	305Vdc	277Vac Max	4.70	4.70	4.70	4.70	
		480Vac Max	4.70	4.70	5.60	5.60	
	600Vdc	277Vac Max	5.60	5.60	5.60	5.60	
		480Vac Max	5.60	5.60	5.60	5.60	
	60Vdc	277Vac Max	-	-	1.50	2.80	
		480Vac Max	-	-	3.00	4.80	
	170Vdc	277Vac Max	1.50	1.80	1.50	2.80	
		480Vac Max	1.50	1.80	3.00	4.80	
	305Vdc	277Vac Max	3.00	3.10	3.00	3.10	
		480Vac Max	3.00	3.10	3.00	4.80	
	600Vdc	277Vac Max	3.00	6.10	3.00	6.10	
		480Vac Max	3.00	6.10	3.00	6.10	









Inventronics

Inventronics

www.inventronicsglobal.com